



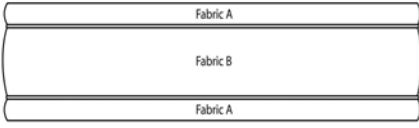



June Tailor, Inc.
 P.O. Box 208 • 2861 Highway 175
 Richfield, WI 53076-0208

Phone: 800-844-5400 • 262-644-5288 Fax: 262-644-5061
 Pricing Guide and Yardage Calculation Chart available at www.jtailordesignsolutions.com

1A - Custom Cornice Order Form - Using June Tailor® Standard or Flame-Retardant Fabrics

Use this form (1A) if selecting June Tailor® fabrics. Please use form 1B for COM (customer's own material) orders.

Choose Cornice Style:

8" and 12" Height	 <p>Classic _____</p>	12" and 18" Height	 <p>Traditional _____</p>
8", 12", and 18" Height	 <p>Straight _____</p>	12" and 18" Height	 <p>Contour _____</p>

Determine cornice width: Using measuring instructions, determine cornice width, and record below (use **whole numbers** for outside mount and round to the nearest 1/2 inch for inside mount):

Maximum cornice width is 168" **Inside Mount:** _____ inches **Outside Mount:** _____ inches

Determine size of return: 3", 6" and 8" returns are available

3" _____ 6" _____ 8" _____

Note: Inside mounts do not require a return.
Note: Additional charge for 6" and 8" returns

Choose cornice height:

8" _____ 12" _____ 18" _____

Specify June Tailor® fabric(s):

Fabric A: _____ (You may choose just one fabric with no contrasting center fabric, if preferred.)
 Fabric B: _____ (Choose Fabric B ((Classic only)) if you wish to have a contrasting center fabric.)
 Trim Color: _____ (Classic style only)

Special Instructions:

Number of cornices with above specifications: _____

(If multiple cornices are ordered with different styles, fabrics, widths, or return specifications; please use additional forms.)

Pricing - Use pricing guide to calculate cornice cost

Cornice Cost _____

Total Extended Price _____

Pricing does not include freight; FOB Richfield, WI

MC/Visa: _____ V-Code: _____ Expiration Date: _____

Billing Address (Must match credit card address)	Shipping Address (If different from billing address)
_____	_____
_____	_____
_____	_____

Phone: _____	Ship Via: _____
Fax: _____	Tax ID# _____
e-mail: _____	

SIDEMARK: _____

Yes No _____

Name of person placing order - Please print

Have you ordered multiple cornices that should be shipped together?
Please complete all highlighted items for order processing.