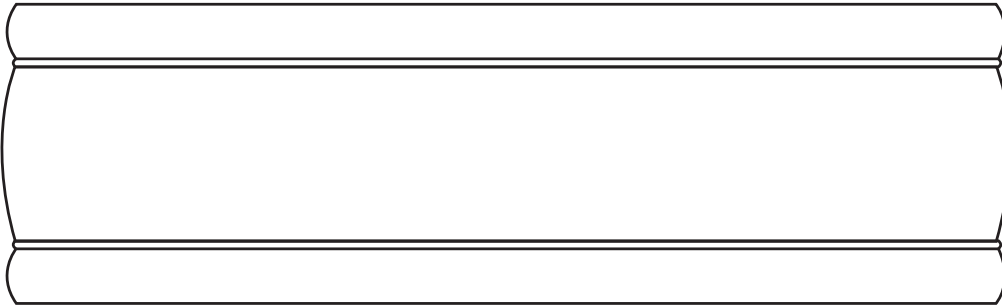




June Tailor, Inc.

Custom Cornice Window Treatments



Classic Cornice

Available in 8" and 12" drop.

Custom order to your width - max. 168".

Available in 3", 6" and 8" returns or an inside mount option.




Straight Cornice

Available in 8", 12" and 18" drop.

Custom order to your width - max. 168".

Available in 3", 6" and 8" returns or an inside mount option.




Traditional Cornice

Available in 12" and 18" drop.

Custom order to your width - max. 168".

Available in 3", 6" and 8" returns or an inside mount option.



Contour Cornice

Available in 12" and 18" drop.

Custom order to your width - max. 168".

Available in 3", 6" and 8" returns or an inside mount option.

June Tailor, Inc.


P.O. Box 208, 2861 Highway 175, Richfield, WI 53076 • Phone: 1-800-844-5400 • Fax: 1-800-246-1573

www.jtailordesignsolutions.com



June Tailor, Inc.

Custom Wood Cornices



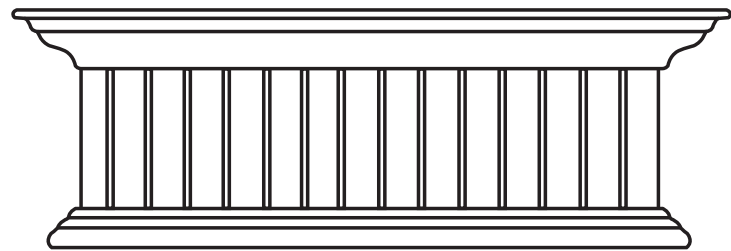
Beaufort Tin



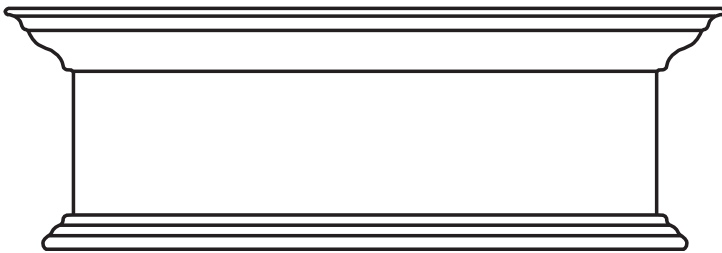
Scotia



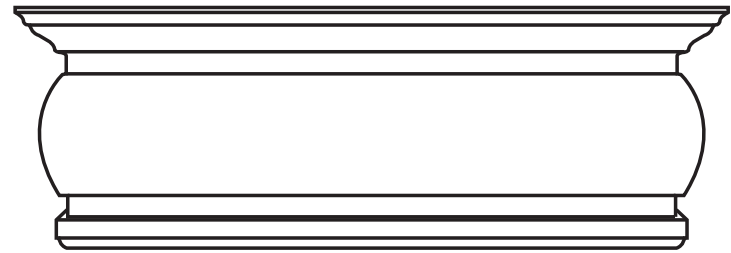
Savu



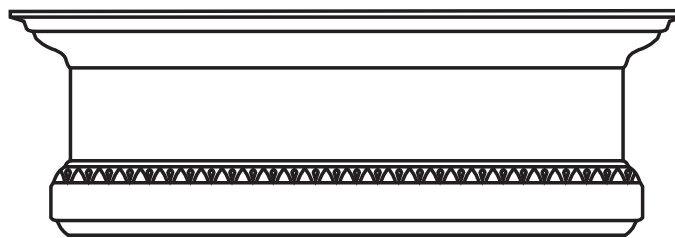
Adriatic



Baltic



Caspian
(Center fabric option available)



Mediterranean

- Solid American hardwood cornices available in seven designer styles.
- Manufactured with standard 6" returns and dust covers, in widths up to 156".
- Select from 16 wood finishes and 8 tin colors to coordinate with any décor.
- Choose from several drop sizes to achieve ideal proportions for your windows.

June Tailor, Inc.

P.O. Box 208, 2861 Highway 175, Richfield, WI 53076 • Phone: 1-800-844-5400 • Fax: 1-800-246-1573

www.jtailordesignsolutions.com